




1. Drill, vacuum, insert glue and chemical anchor.




2. Place the profile and secure using a torque wrench set to 40 Nm.




3. Place back rubber seal, back plastic insert and laminated glass.



4. Insert WedgeFix system and secure the glass as shown on bigger picture below.



5. Place front rubber seal with front and end covers.



6. Finished look.



Once all wedges are in place, use wedge inserter and a hammer to insert them until the glass is locked.